

# **Business & Science in Würzburg**

*Data, Figures, Facts*



**STADT  
WÜRZBURG**

**Department of Economy, Science and Marketing**  
City of Würzburg  
Am Congress Centrum, Turmgasse 11  
D-97070 Würzburg  
Tel.: +49 (0)931 / 37 23 19  
Fax: +49 (0)931 / 37 35 89  
[www.wuerzburg.de](http://www.wuerzburg.de)



**Department of Economic Development**  
District of Würzburg  
Zeppelinstraße 15  
D-97074 Würzburg  
Tel.: +49 (0)931 / 80 03 - 435  
Fax: +49 (0)931 / 80 03 - 438  
[www.landkreis-wuerzburg.de](http://www.landkreis-wuerzburg.de)

[www.wuerzburg.de/standortfaktoren](http://www.wuerzburg.de/standortfaktoren)

[www.wuerzburg.de/zahlen](http://www.wuerzburg.de/zahlen)


[www.landkreis-wuerzburg.de/statistiken](http://www.landkreis-wuerzburg.de/statistiken)




## Population

	City (31 December 2014)	District (30 June 2014)
Inhabitants	126 534	158 752
Inhabitants per km <sup>2</sup>	1 443	164

### City



### District



© Bavarian State Office of Statistics and Data Processing, Munich 2015

## Students (WS 2014/2015)


Bavarian Julius-Maximilians University	34 381
University of applied Sciences Würzburg-Schweinfurt (in Würzburg)	27 955
Würzburg University of Music	5 800
	626

## Labor market

	City	District
Unemployment rate in % (26 February 2015)	4.5	2.7
Unemployed persons (26 February 2015)	3 199	2 469
Employed persons (30 June 2014)	56 069	72 670
Employees subject to social security payment (30 June 2013)	81 466	35 180
Employed in the public service (30 June 2012)		
• full-time	10 956	2 549
• part-time	5 090	1 461
Inbound commuters (30 June 2014)	53 617	17 426
Outbound commuters (30 June 2014)	15 603	43 644
Difference between inbound and outbound commuters	+ 38 014	- 26 218

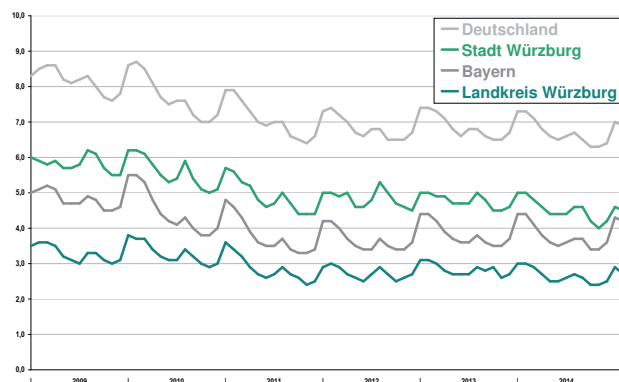
## Employees subject to social security payments

According to industries (30 June 2013)



## Development of the unemployment rate <sup>1</sup>

Since January 2009, in the city and county agency Würzburg with comparative figures (district of Würzburg, Bavaria, Germany)



www.wuerzburg.de  
Stand: 02.02.15

Datenquelle: Statistik der Bundesagentur für Arbeit

<sup>1</sup> Unemployment rate related to the complete civilian labor force



## Largest employers – City of Würzburg

University hospital Würzburg (6,114) · Julius-Maximilians-University (4,111) · City of Würzburg (2,900) · Brose Fahrzeugteile GmbH & Co. KG (1,800) · Sparkasse Mainfranken Würzburg (1,791) · Flyeralarm (1,500) · Koenig & Bauer AG Würzburg (1,450) · Würzburger Versorgungs- und Verkehrs GmbH (1,356) · Blindeninstitutsstiftung Würzburg (1,044) · XXXL-Neubert (800)

Altogether, Würzburg has 106,925 jobs, adding the district figures, 155,699 jobs

Retail (2014)	City	District
Purchasing power in EUR per head	6563	6446
Purchasing power index (Germany = 100)	103.4	101.5
Sales in EUR per head	10239	3692
Turnover index (Germany = 100)	179.3	64.6
Centrality index (Germany = 100)	173.5	63.7

© Michael Bauer Research GmbH, Nürnberg und CIMA Beratung + Management GmbH/BBE Handelsberatung GmbH, München 2014

National accounts (2012)	City	District
Gross domestic product per person employed (= labor productivity) in EUR	55445	65953
Gross domestic product per inhabitant (= economic power) in EUR	47294	22851
Disposable income of private household per inhabitant in EUR	21071	21482
Compensation of employees (past accomplishments) in Germany in thousand EUR	3846705	1611852

## Industrial areas

The **Würzburg industrial areas** are situated on the outskirts of the city and can be accessed quickly via the A3, A7 and A81 freeways. The industrial areas of the **district townships** are located near accesses to the A3, A7, A81 freeways, Estenfeld/Kürnach, Giebelstadt, Hausen by Würzburg, Helmstadt, Reichenberg, Rottendorf, and other areas.

Industrial parks	size	available	largest area	smallest area	price/m <sup>2</sup>
Würzburg Heuchelhof	80 ha	15 ha	40000 m <sup>2</sup>	2000 m <sup>2</sup>	on request

[www.wuerzburg.de/gewerbeimmobilienboerse](http://www.wuerzburg.de/gewerbeimmobilienboerse) or [www.sisby.de](http://www.sisby.de)

Rate of assessment	City	District
Property tax A	340 %	260–600 %
Property tax B	450 %	250–395 %
Trade tax	420 %	300–400 %

## Real estate prices

Rent per m <sup>2</sup> , base rent	City
Apartment (new construction, worth living: medium, approx. 70 m <sup>2</sup> )	8.20
Office (value in use: medium)	8.88
Store	
• Business core (approx. 60 m <sup>2</sup> )	
1A-location	82.50
1B-location	24.50
• In addition to core	
1A-location	14.75
1B-location	11.50

Purchasing prices	City	District
Plot EUR/m <sup>2</sup> (location: medium)	250–300	100–250
2-room apartment EUR/m <sup>2</sup> (new construction, location: medium)	2900–3200	2200–2500
Single family detached house EUR (second hand market, location: medium)	250000–310000	220000–300000
Rowhouse EUR (second hand market, location: medium)	250000–280000	200000–270000

Education and training	City	District
Kindergartens	52	95
Nursery places	3419	6703
Childcare	3069	5412
Grade schools	17	31
Realschulen <sup>1)</sup>	5	2
Gymnasien <sup>2)</sup>	9	1
Evening schools	1	–
Freie Waldorfschulen	1	–
Vocational and technical schools	36	4

<sup>1)</sup> The 6-yr Realschule is a type of secondary school with a strong emphasis on scientific learning  
<sup>2)</sup> The 8-yr Gymnasium is a type of secondary school with a strong emphasis on academic learning, comparable with the British former grammar school system or with prep schools in the United States  
 For more information see [www.wikipedia.org](http://www.wikipedia.org)



Healthcare	City	District
Licensed Physicians	371	192
Salaried Physicians	81	20
Hospitals	10	1
Hospital beds	2 362	130
Pharmacies	48	39
Senior citizens homes	22	15
Capacities in senior citizens homes	2 178	954



Tourism (2014)	City	District
Hotels and other accommodations (providing ten or more beds)	51	89
Guest beds	4 452	2 918
Guest arrivals	540 064	217 121
Annual percentage change	+ 2.8	+ 2.49
Overnight stays	857 867	414 518
Annual percentage change	+ 2.27	+ 1.56
One-day visitors in million per year	12.0	n/a
Average length of stay (days)	1.6	1.9

## Conferences and meetings



### **Congress Centrum Würzburg (CCW)** in the city center

A variety of 13 rooms and meeting areas up to 2,500 persons, the largest room for 1,635 persons.

For conventions, conferences, trade shows, seminars, cultural and social events  
520 beds available in the adjacent conference hotel



### **Fortress Marienberg conference center**

4 rooms, the largest accommodating 400 people,



### **Museum im Kulturspeicher**

5 rooms and foyer, the largest accommodating 260 people



### **Barockhäuser**

2 rooms and foyer, the largest accommodates 100 people

The magnificent halls of the **Prince Bishop's Residence** (UNESCO World Heritage Site)

### **Vogel Convention Center**

2 halls with a total area of 2,100 m<sup>2</sup> for up to 700 people, 6 conference rooms

### **Mainfrankensäle in Veitshöchheim** (7 km northwest of Würzburg)

Flexible room for up to 800 people, one conference room

## **50 more event locations** in Würzburg and the surrounding Franconian Wine Country

Disclaimer

Published by:

City of Würzburg, Department of Economy, Science and Marketing  
and District of Würzburg, Department of Economic Development

Design: Markus Westendorf / City of Würzburg, FB WWS

Published in March 2015

Translated by Übersetzungsbüro Steinberger

References: this publication is subject to the results listed in the official statistics and data material taken from various sources. All data was researched and compiled with the greatest care. Subject to changes. The publishing entities cannot be held liable for the correctness and completeness of the contents.

